



PAVE Choosing Your School Survey Results Fall 2023



PARENTS AMPLIFYING
VOICES in EDUCATION

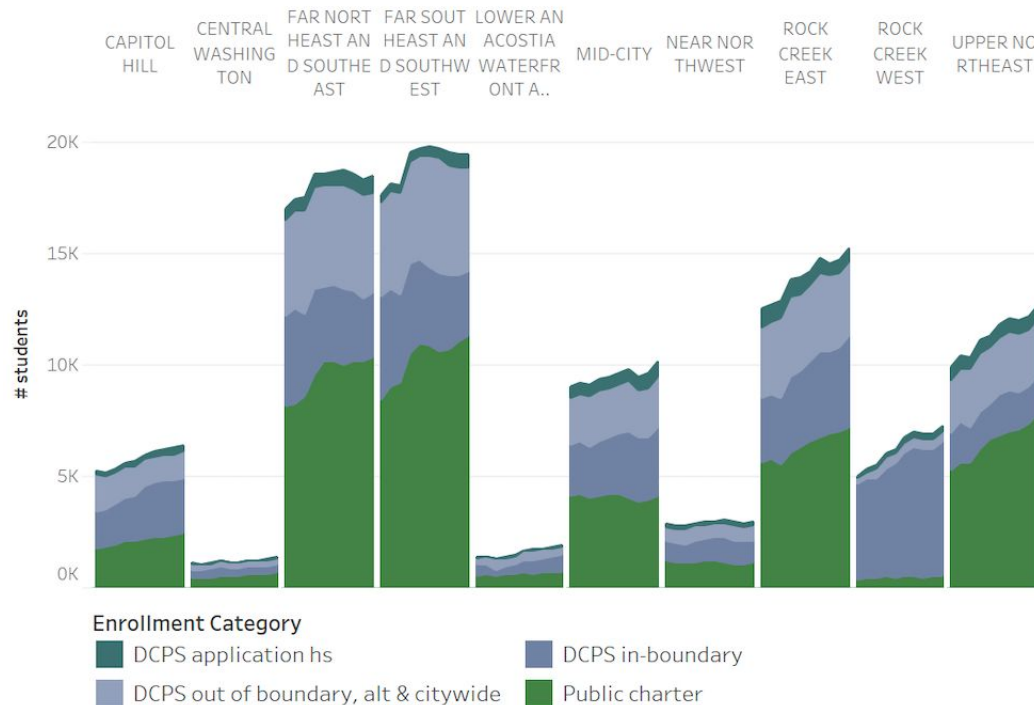
Choosing Schools in DC



DC has a system of choice – meaning all DC students have a right to their in-boundary school, but can enter MySchoolDC lottery to attend an out-of-boundary DCPS school or a public charter school

Majority of DC parents participate in MySchoolDC:

- Almost **three-quarters** of DC students **do not attend their neighborhood public school**, opting instead to apply through the common lottery to attend a traditional public school, a citywide school, or charter school
- On average, **in-boundary enrollment is higher in wealthier areas**



What is the goal of the survey?



Opportunity to hear from 126 parents and caregivers across the District on their experiences with school facilities to answer the following questions:

- ① What factors do parents prioritize when choosing a school for their children?
- ② How often do students move and/or change schools?
- ③ What are parents still looking for in the DC school system?



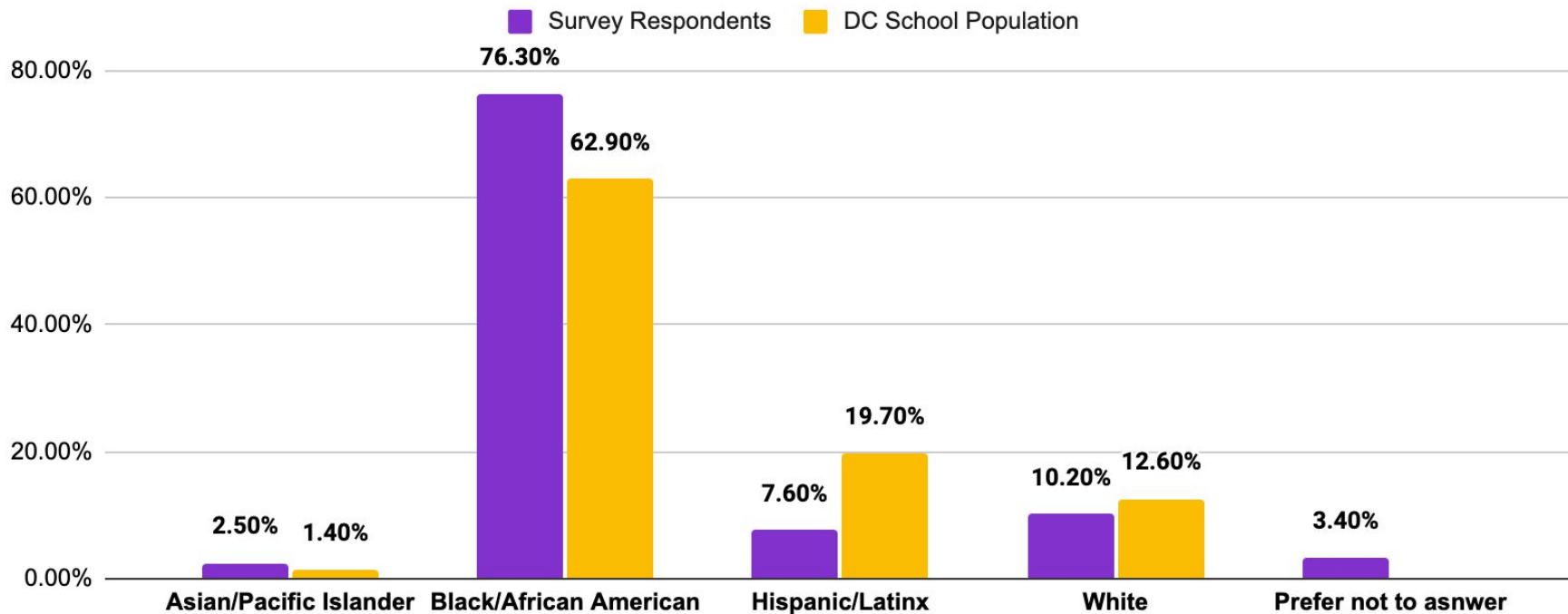
Survey Participants



PARENTS AMPLIFYING
VOICES in EDUCATION

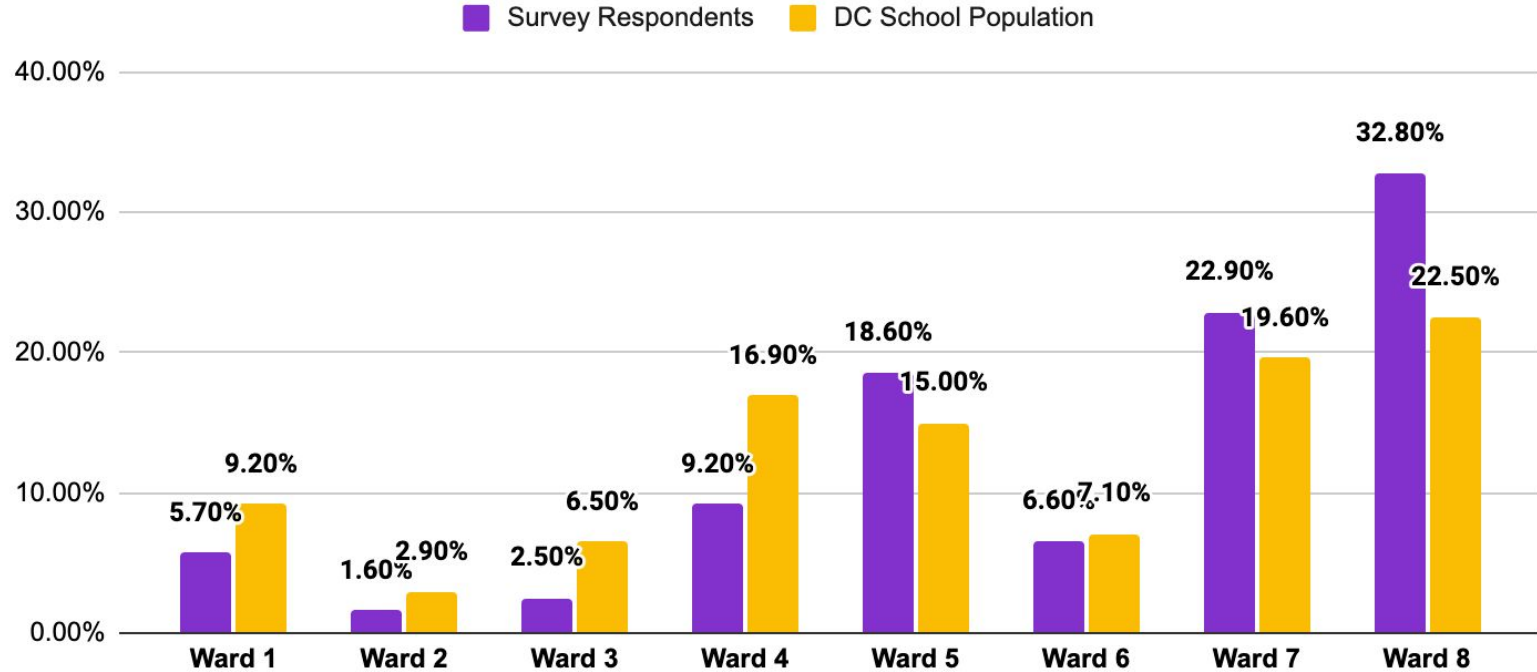


Race & Ethnicity





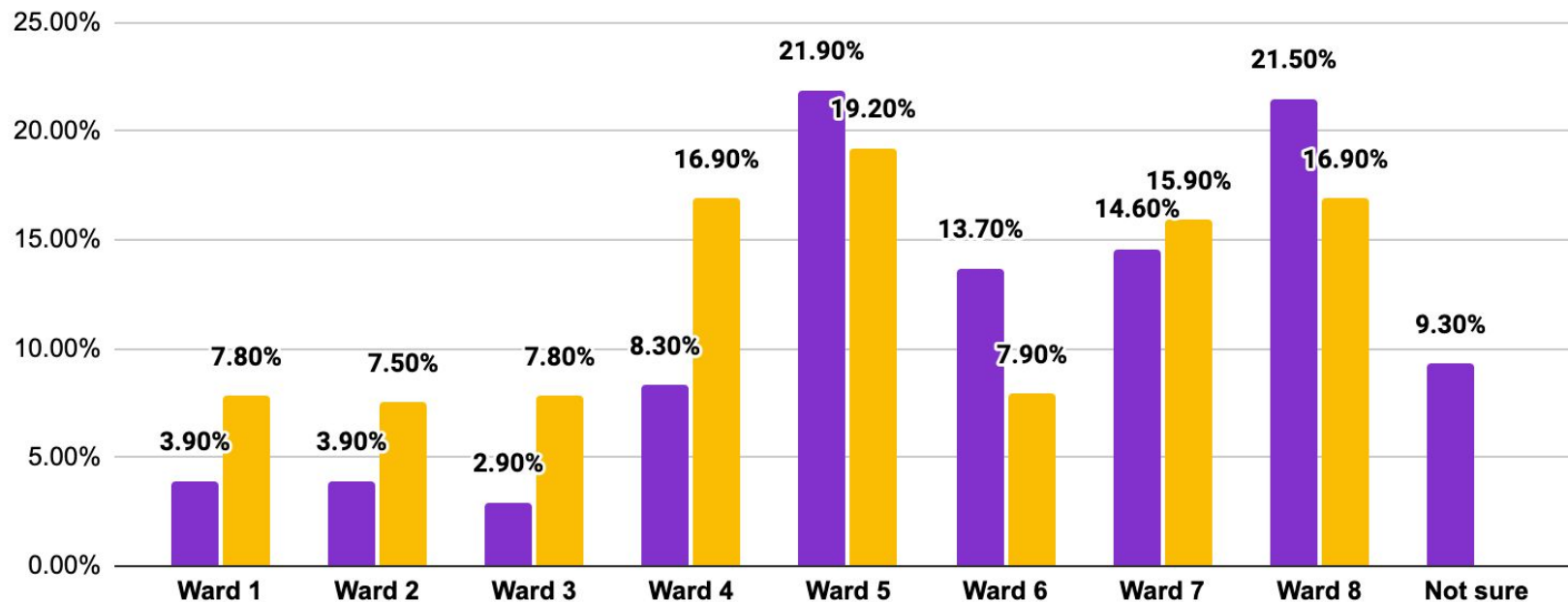
Ward of Residency





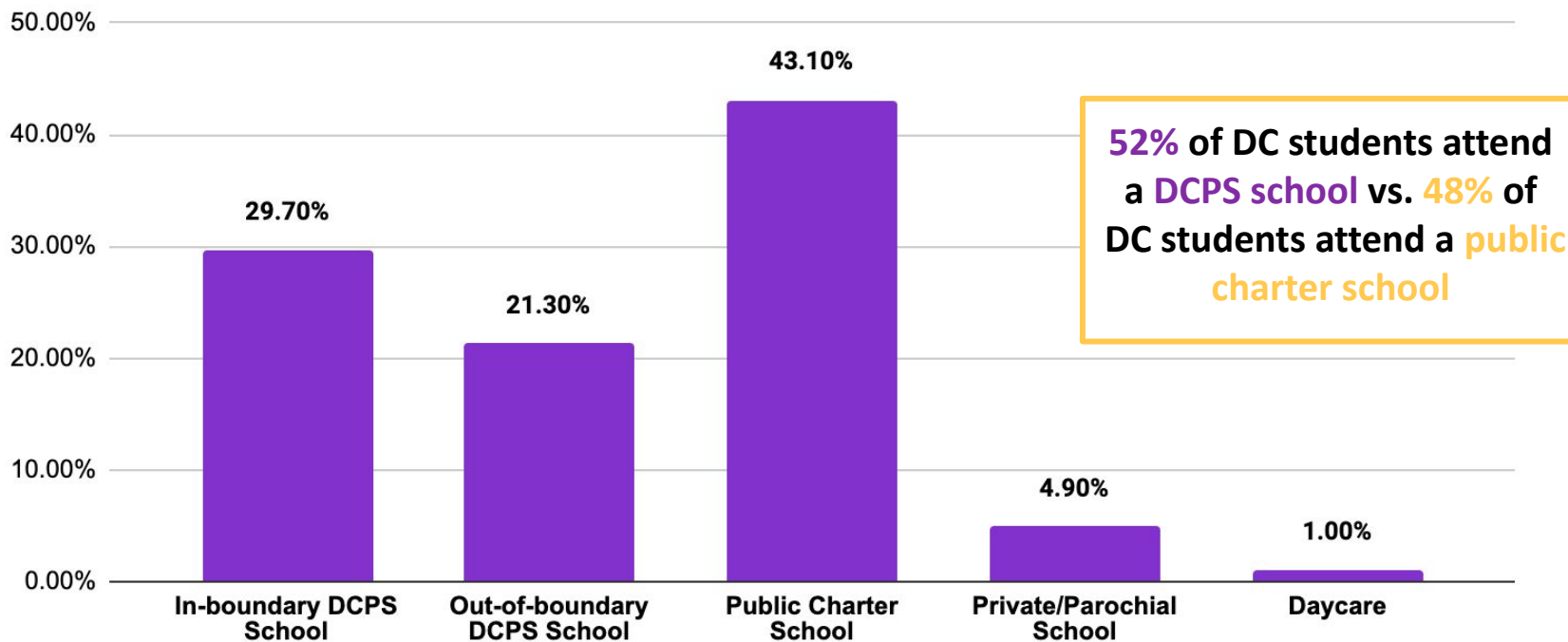
Where Students Attend School

Survey Respondents DC School Population





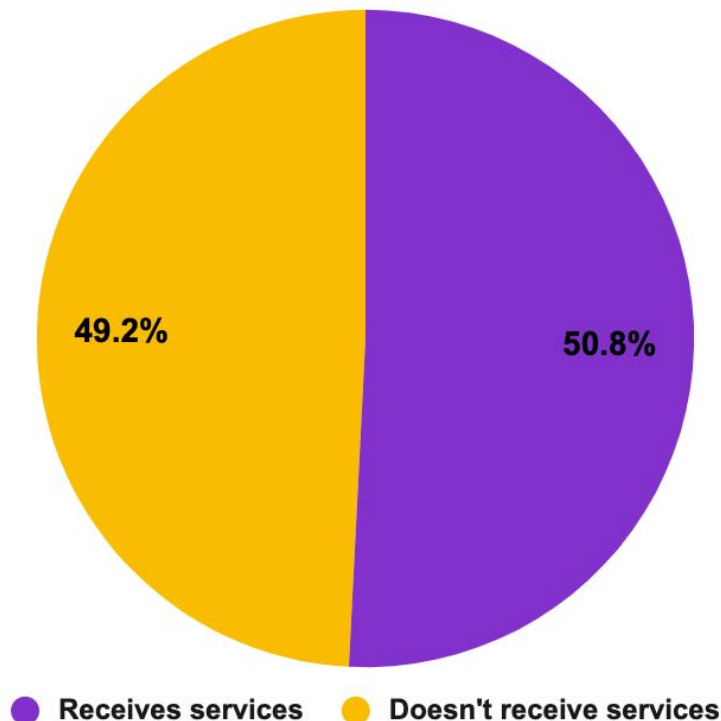
Type of School Attended





Receives Government Services & Supports

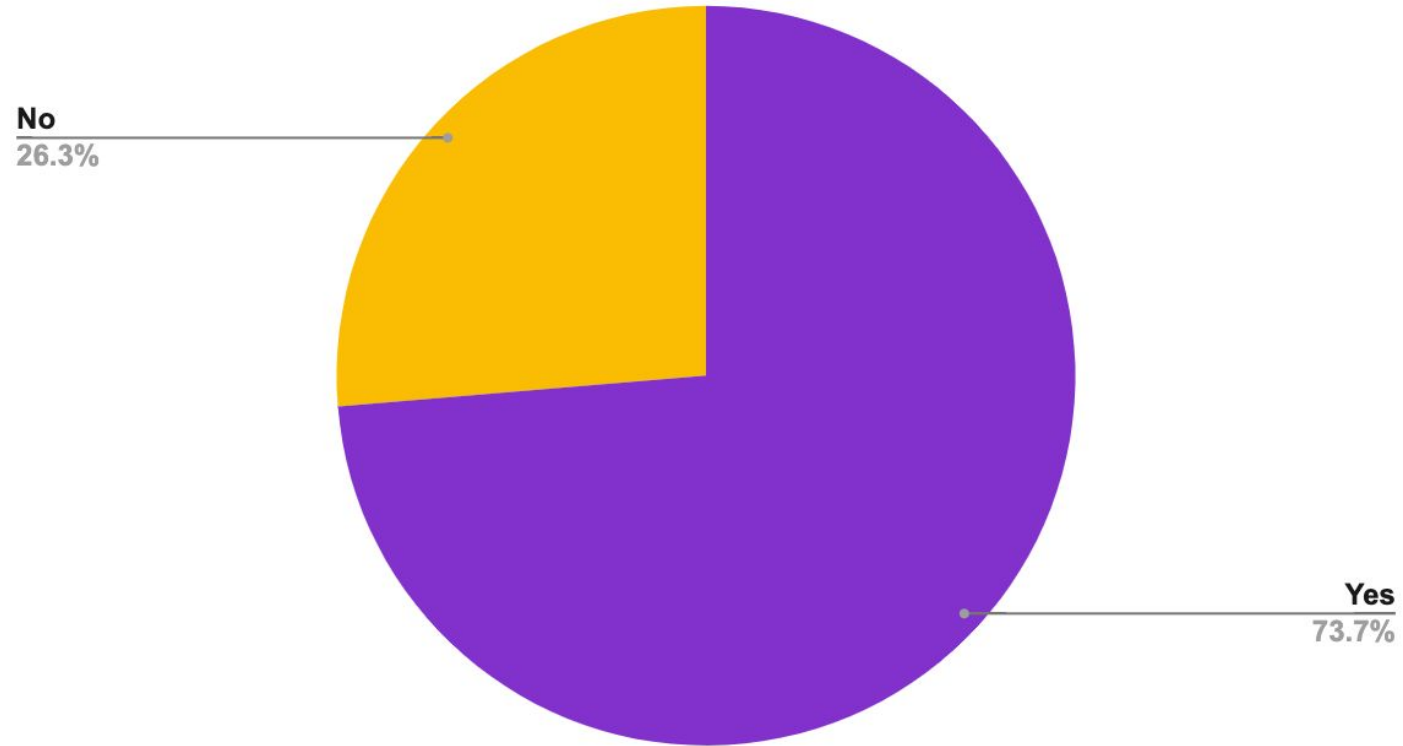
Comparatively:
About **48%** of DC
students are
considered “at-risk”



Note: A student is considered at-risk if they are experiencing homelessness, are in the foster care system, qualify for TANF and/or SNAP, and/or are at least one year older than the high school grade for which they are enrolled



Parents Who Entered Child in School Lottery





Factors Influencing Choice



What Influences Parents' Decisions?

Parents were asked to rank various factors on a scale of 1 to 4, with 1 being “this was one of my top priorities” and 4 being “I didn’t consider this factor”, when choosing to send their child(ren) to their current schools

These factors included:

- Results from the school lottery
- Public transportation options
- Distance from home
- Distance from parent/guardian job
- In-school program/curriculum options
- OST programs
- Special education services
- Wraparound services and supports
- Safety in and around the school building
- Quality of school building and facilities
- School culture and climate
- Feeder pattern
- Diversity of school of community
- School academic results
- School’s reputation/what has been heard from other parents
- Class size/student-teacher ratios
- Teacher and staff retention and experience



Top Influential Factors

Survey respondents ranked the following factors as their most influential (ranked 1st):

1. **Safety in and around the school building** - *traffic, sidewalks, locks on doors, etc* **(65.3%)**
2. **In-school program/curriculum offerings** - *specialized school programs* **(64.8%)**
3. **School culture and climate** **(63.2%)**
4. **School academic results** - *PARCC, DC School Report Card, graduation rates, college acceptance rates* **(55%)**
5. **School's reputation** **(53%)** and **teacher & school staff retention and experience** **(53%)**



Top Influential Factors by Race

Black/African American Respondents

1. In-school program/curriculum offerings (65.9%)
2. Safety in and around school building (65.9%)
3. School culture and climate (61.6%)
4. School's reputation (55.1%)
5. Class size and student/teacher ratios (55.1%)

Hispanic/Latinx Respondents

1. In-school program/curriculum offerings (66.6%)
2. Safety in and around school building (66.6%)
3. Diversity of students (66.6%)
4. School facilities (61.1%)
5. School culture and climate (61.1%)

White Respondents

1. Distance from home (72.7%)
2. School culture and climate (68.2%)
3. In-school program/curriculum offerings (54.5%)
4. Diversity of students (54.5%)
5. Safety in and around school building (45.4%)

Note: The sample of Asian/Pacific Islanders was too small for comparison (N = 5)

Top Influential Factors by Income (Services Received)



Receives Govt Services & Supports

1. Safety in and around school building (74%)
2. In-school program/curriculum offerings (62%)
3. Teacher retention (62%)
4. School's academic results (60%)
5. School's reputation (59%)

Doesn't Receive Govt Services & Supports

1. School culture and climate (69.5%)
2. In-school program/curriculum offerings (66.3%)
3. Safety in and around school building (52.2%)
4. Distance from home (47.8%)
5. Diversity of students (47.8%)

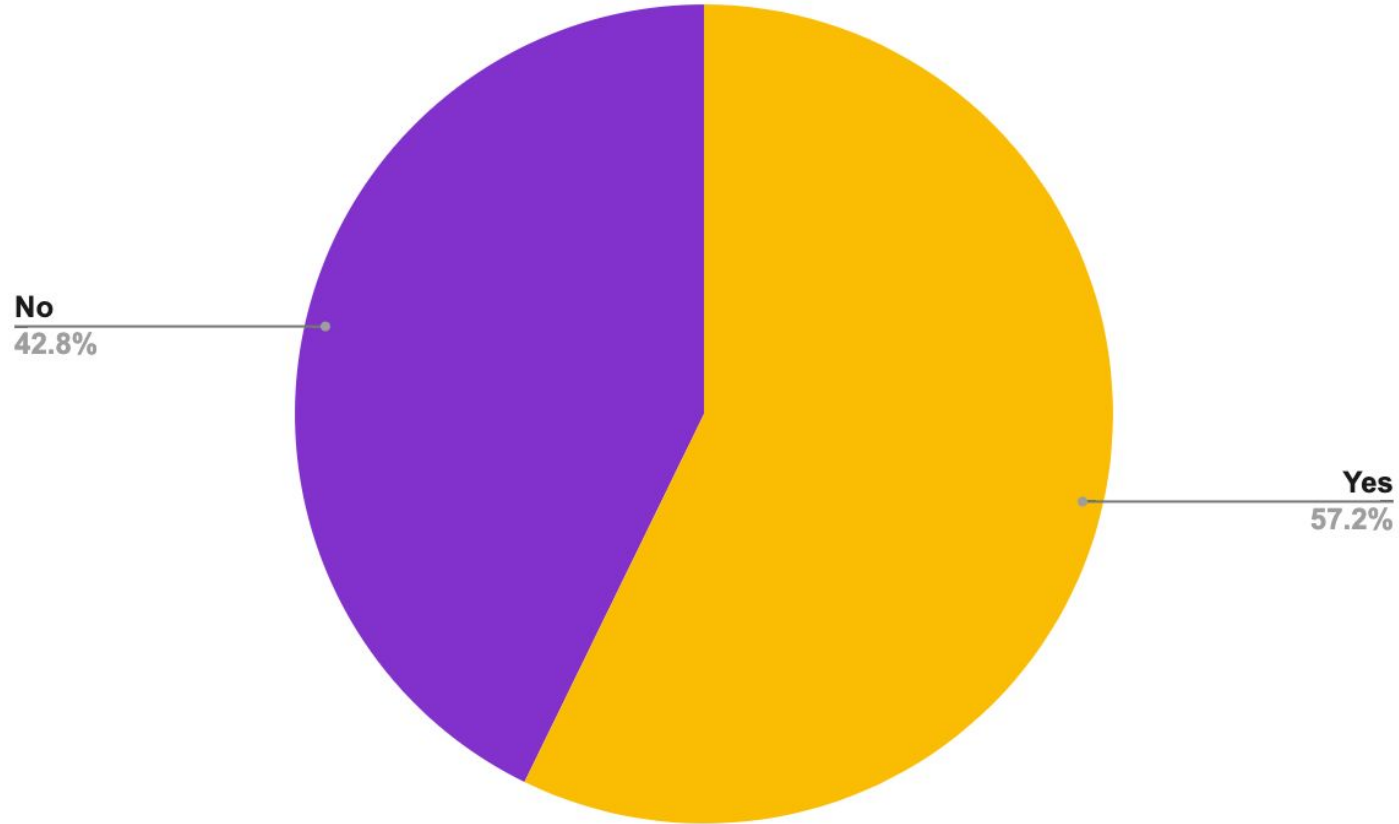


Moving Schools

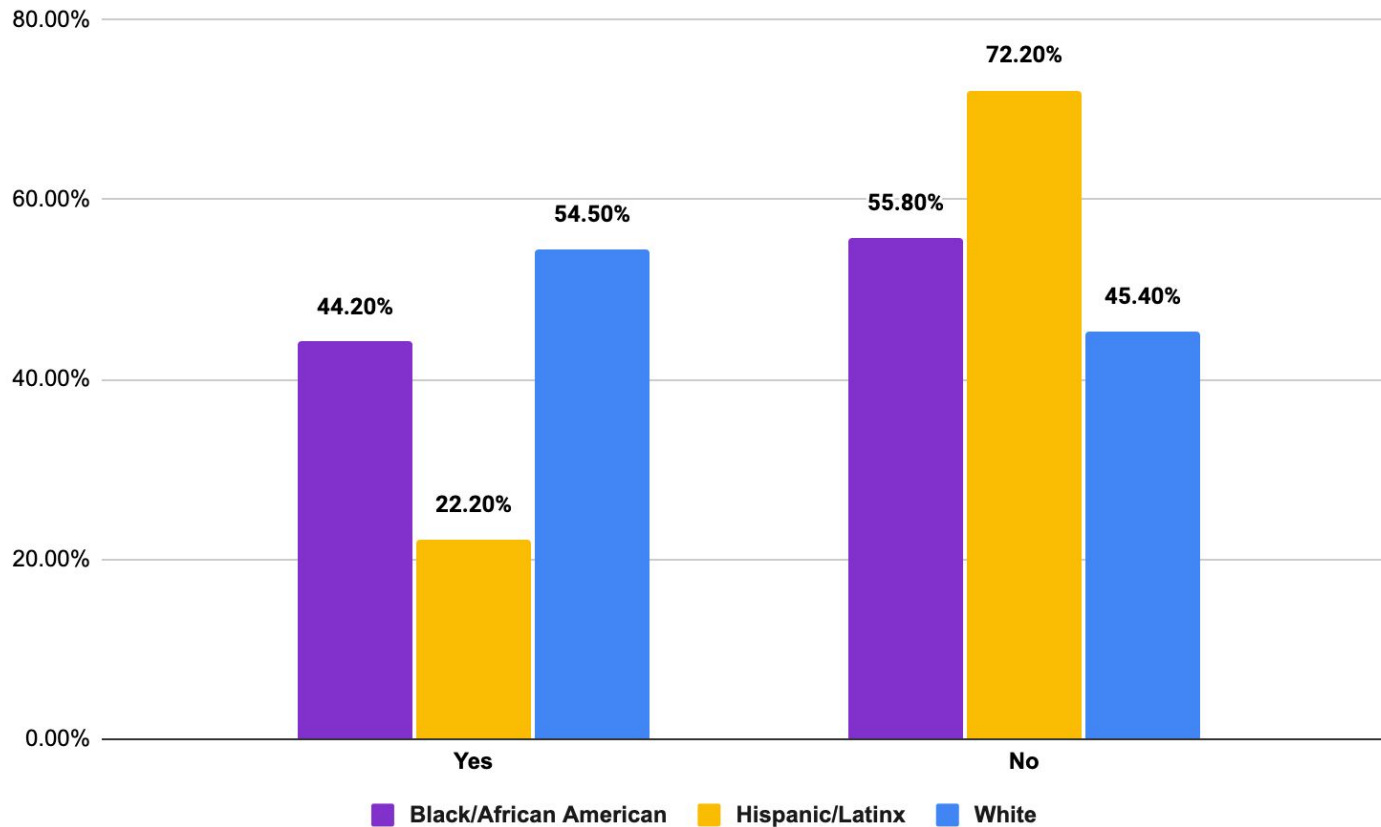


PARENTS AMPLIFYING
VOICES in EDUCATION

Besides your child's transitions from elementary, middle, and high school, has your child ever moved schools?

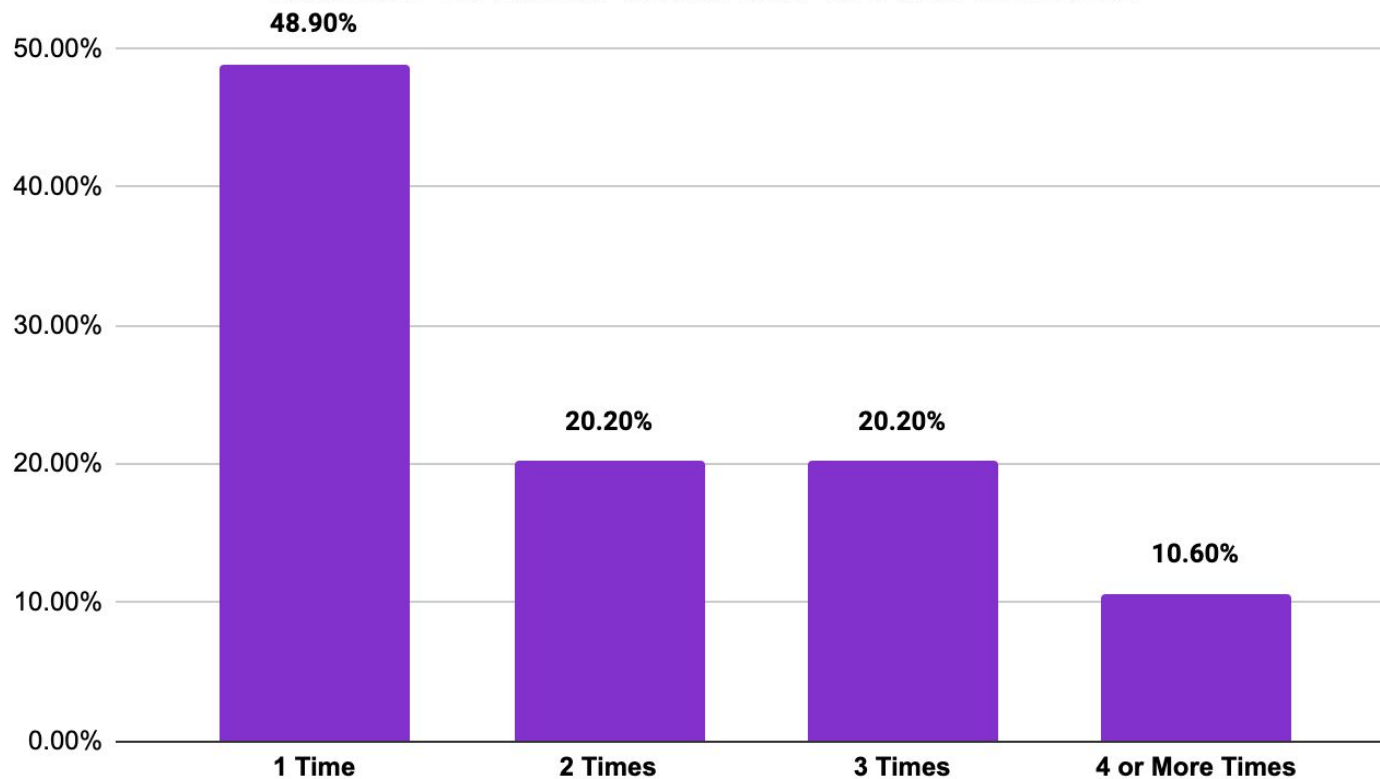


Besides your child's transitions from elementary, middle, and high school, has your child ever moved schools?



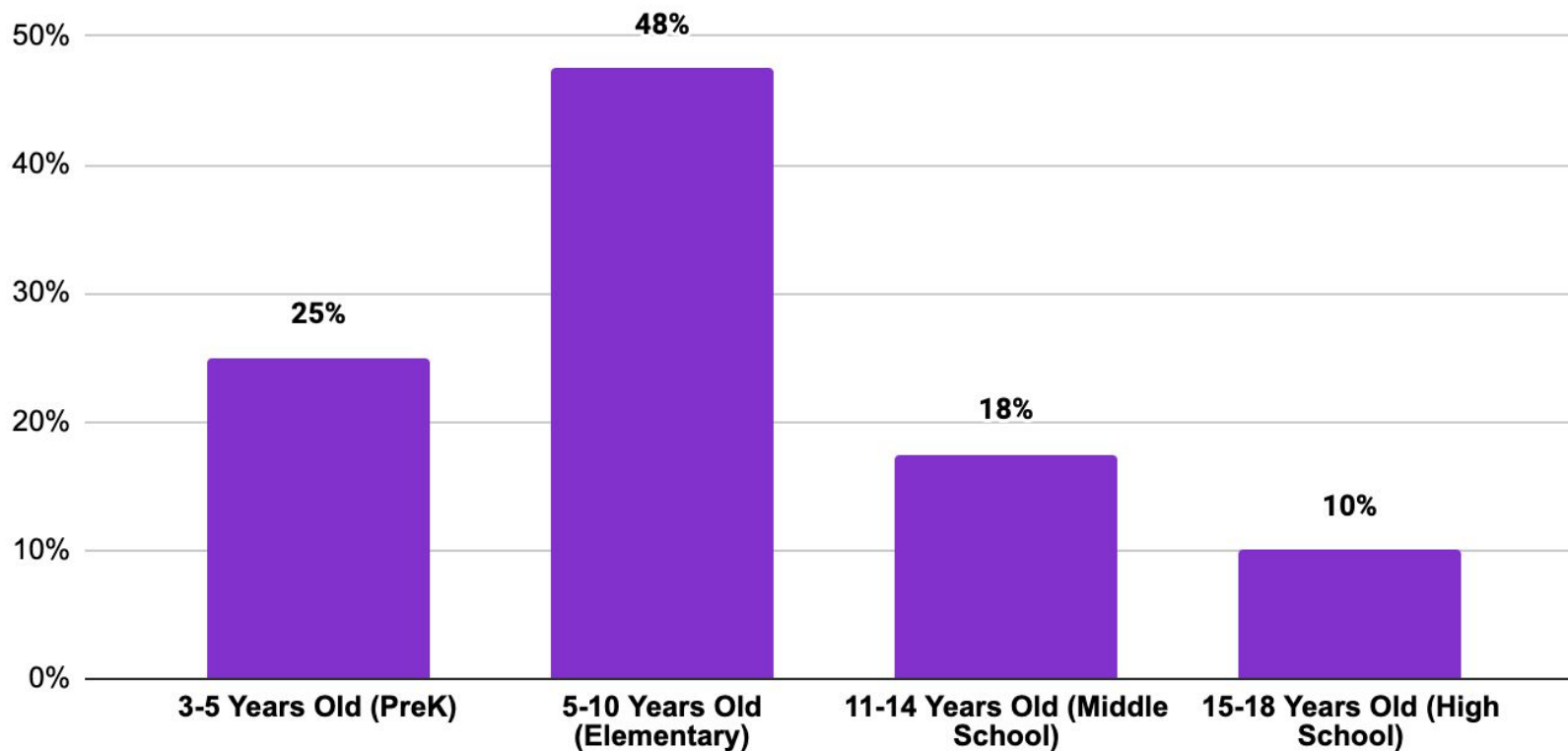


Number of times child has moved schools





Child's age when moving schools





Main Reasons for Moving Schools

Parents listed these factors as the top reasons for moving schools (outside of transitions):

1. School culture and climate **(38.7%)**
2. Teacher and school staff retention **(32%)**
3. Safety in and around the school building **(29.3%)**
4. School academics **(26.7%)**
5. Special education services and supports **(26.7%)**

To explore:

What are the academic and emotional/developmental impacts of moving schools?





Sibling Factors



PARENTS AMPLIFYING
VOICES in EDUCATION



Understanding Siblings as an Influential Factor

- A **majority of parents (62.5%)** reported that they sent at least one of their children to the **same school** as another one of their children
- **37.5%** of parents reported that they **did not send** their child to the same school

Why parents sent their children to the same school(s)

- Good experience with school (82.9%)
- School relationships (74.3%)
- Availability of school offerings (45.7%)
- Transportation (25.7%)

Why parents did not send their children to the same school(s)

- Majority cited differing needs for their child (45.5%)
- Availability of school offerings (31.8%)
- they moved (27.3%)
- Didn't have good relationship with other child (22.7%)



Creating a Stronger Education System

Creating a Supportive & Stronger Education System



Parents were asked: What are you still looking for in an education system to help your children thrive? for their children?

Top responses:

1. **Culturally relevant curriculum** that is based in best practices (i.e. science of reading) and **strong instruction** in every classroom at every grade level **(56.1%)**
2. Expanded access to **college credit, career certifications, and/or workforce programs** (apprenticeships, job training, internships, etc.) **(46.2%)**
3. Schools that provide **wrap-around services** (mental and physical health care, meals, laundry, connections to other community-based organizations for family services, etc.) **(45.5%)**
4. Attracting and retaining a **strong teacher workforce** **(41.7%)**
5. **Exposure to other cultures and places** around the world/study abroad programs **(40.9%)**